



Dentist CONNECTIONS

Rocky Mountain Dental Tips, & Tricks

Lab

970-255-1000
www.RAYVENLAB.com

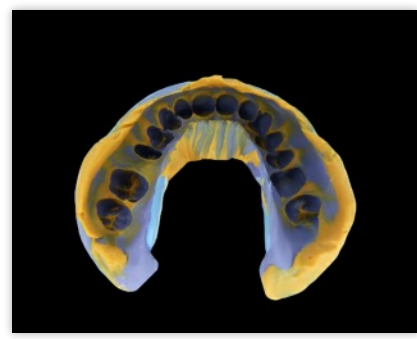
GOOD COMMUNICATION IS THE KEY

Words and pictures can work together to communicate more powerfully than either alone.

William Albert Allard

How do you get the most out of your lab? Good communication with your lab is the key. The more information your lab gets from you as the dentist, the better job they can do. If you like your molars or bicuspid designed a certain way, write it on the lab slip. If you are restoring on implants and there is extra space to be filled, keep that in mind as you fill out your lab slip. Let your lab know if the entire space is to be filled or not. If you are having issues with shading or contacts, your lab wants to know as soon as possible so that they can fix and correct any problems.

It is hard for a lab to see how a bridge should be designed to match existing teeth if there are only a few teeth in the impression. Sending full mouth impressions



will help the bite to be more exact and give the lab more information to base their design off of. If you like your implant abutments prepped a certain way, let your lab know. Your lab will appreciate the extra time you take to write a note with instructions or from using more impression material and sending an awesome impression. Remember good communication is the key for amazing results, and your lab is always just a phone call, email, or text away.

FREE STAFF TRAINING TOPICS AND DATES

LIMITED SEATING. PLEASE REGISTER @ RAYVENLAB.COM FOR FREE STAFF TRAINING

WED. OCT. 12, 6:00 -7:30 PM

FEATURED TOPIC: DENTURE REPAIRS
EACH ATTENDEE WILL LEARN TO DO A SIMPLE DENTURE REPAIR

WED. OCT. 26, 6:00-7:30 PM

FEATURED TOPIC: ACURATE SHADES AND RESTORATIVE OPTIONS




RESTORATION OF THE MONTH

This denture is re-enforced with a zirconia substructure. The patient has a very heavy bite and he wanted an option that wouldn't break.

The Patient also wanted as little metal as possible to show and a quick turnaround time. For More Photos and information visit us on the web at www.rayvenlab.com. You can also find us on Twitter and Instagram for our latest case previews.

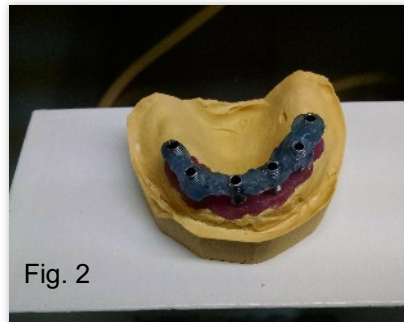
HOW TO CREATE A VERIFIED MASTER MODEL FOR A FIXED DENTURE



When creating a full arch restoration on implants it is imperative that you have an accurate model to work from. An implant that is transferred and modeled incorrectly can ruin the case. Our end goal is to have a VLC bar that we can test the fit in the patients mouth and take our final impression with.

Step 1. Take initial impressions with standard implant transfers in place and pour up model preferably with a gingival mask.

Step 2. Using the implant transfers provided, wrap floss around each implant transfer leaving at least 2-3 mm below the floss. The end result (see fig1) should be a floss bridge that links all the implants together.



Step 3. Using the floss as a base to build on use Triad VLC to build up and tie all the implant transfers together. The end result should resemble Fig2.

Step 4. Once the VLC is cured, use a thin disc to cut between each section. Label each section.



Step 5. Place the sectioned areas back in the pat. mouth in the correct order. (The shrinkage during curing forces cutting into sections). Lute all parts together with VLC.

Step 6. At this point the fit can be checked by removing and replacing your "VLC Bar" There should be a passive fit.

Step 7. With the bar in place take an open tray transfer impression, Take care to overfill under the bar completely. Unscrew the implants, remove impression with bar and send to the lab.

Next month we will discuss more about the restoration try in.

ABOUT RAYVEN DENTAL LAB

- WEB WWW.RAYVENLAB.COM
- PHONE: (970) 255-1000
- EMAIL: LAB@RAYVENLAB.COM
- 1300 N. 7TH STREET #1
- GRAND JCT CO, 81501
- OUR PASSION AND GOAL IS TO CREATE BEAUTIFUL AND NATURAL RESTORATIONS. OUR WORK CAN HAVE A DRAMATIC EFFECT ON THE LIVES OF THOSE WE TREAT. WE STRIVE TO DEVELOP PROFESSIONAL RELATIONSHIPS THAT FOSTER TRUST, SKILL DEVELOPMENT, AND QUALITY WORK WITH ALL OF OUR CLIENTS. WE UNDERSTAND THAT DOCTORS FACE CONSTANT TIME PRESSURE. THAT IS WHY WE OFFER FREE TRAINING TO ANY DENTIST OR STAFF MEMBER THAT WISHES TO COME. WITH YOUR HELP WE CAN CREATE BEAUTIFUL SMILES.